


70% of Actual Size
Pad Print



Branding area can be moved **anywhere within the red line**.
Due to the uneven surface of the portfolio, print may show some variance.

70% of Actual Size
Laser Engraving



Branding area can be moved **anywhere within the red line**.
Due to the uneven surface of the portfolio, print may show some variance.




Engraves to a Matt Brown Finish

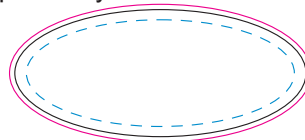
70% of Actual Size
Resin Dome - 55x24mm
Rectangle or Oval



Due to the uneven surface of the portfolio, print may show some variance.



Blue Line = The SIGNIFICANT PRINT AREA
(Keep all critical images & text within this box)
Black Line = Maximum print area
Pink Line = Bleed off to here



Blue Line = The SIGNIFICANT PRINT AREA
(Keep all critical images & text within this box)
Black Line = Maximum print area
Pink Line = Bleed off to here