


70% of Actual Size
Screen Print (One Colour)




Due to the uneven surface of the portfolio, print may show some variance.
Branding area can be moved **anywhere within the red line.**

70% of Actual Size
Laser Engraving




Due to the uneven surface of the portfolio, print may show some variance.
Branding area can be moved **anywhere within the red line.**

 Engraves to a Matt Brown Finish

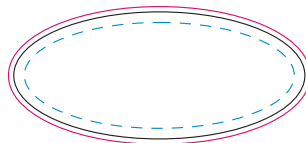
70% of Actual Size
Resin Coated Finish



Resin Dome can be placed anywhere on the product.



Blue Line = The SIGNIFICANT PRINT AREA
(Keep all critical images & text within this box)
Black Line = Maximum print area
Pink Line = Bleed off to here



Blue Line = The SIGNIFICANT PRINT AREA
(Keep all critical images & text within this box)
Black Line = Maximum print area
Pink Line = Bleed off to here